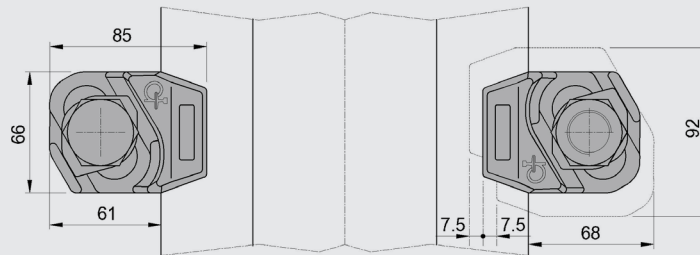
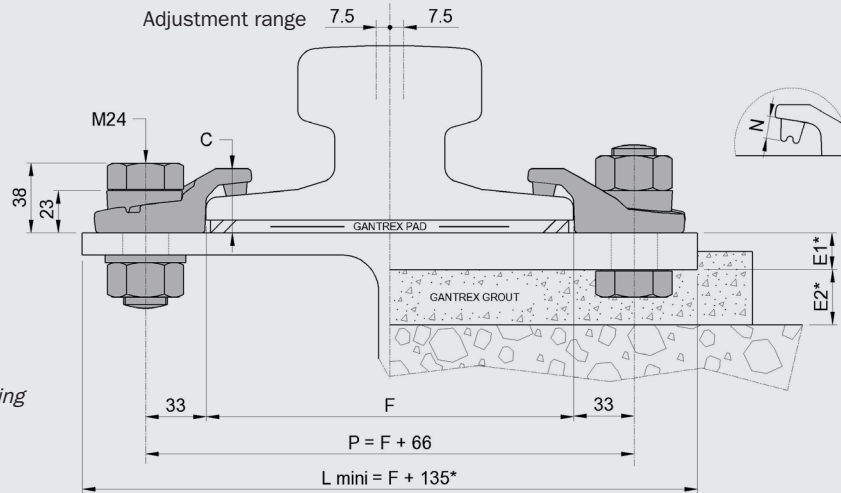




Patent Pending

New features :

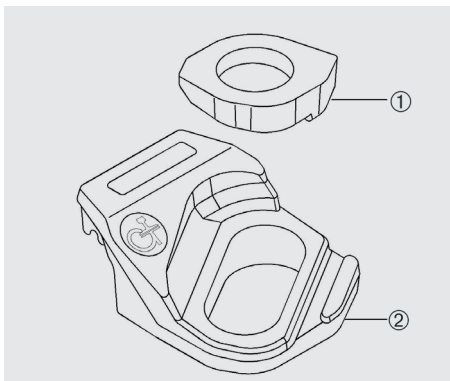
- Double wedge with patent pending self-contact design
- "Glide washer"
- "Grooved upper component"



CLIPS	C max	Lateral adjustment	Bolt torque (Nm)		Estimated weight
			8.8	10.9	
Bg20/BN	35	15	660 Nm	750 Nm	0.445
Bg20/CN	40	15			0.460
Maximum resistance to lateral forces (*)			125 kN	140 kN	

N: nose height, not compressed, adapted to the rail type (see table overleaf).

(*) Side load calculation is based on the use of 8.8 and 10.9 grade bolts, and is reduced in case of lower bolt grades. Higher side loads can be accepted depending on application, duty cycle and other external factors. Contact Gantrex for confirmation of side load in your application.



Full designation	
Bg20/BN or Bg20/CN	
Components	
①	1 x Bg20/R WASHER
②	1 x Bg20/35N or 1 x Bg20/40N CLIP

Notes overleaf

- Clip Specification
- Clip Selection Table
Upper component and nose height (N) according to rail type and foot size (F).
- Components Materials
- Installation Instructions





CLIP SPECIFICATION

The RailLok™ clips are specifically engineered to facilitate correct mounting of crane rails:

- Patent pending design to ensure tight and full **self-contact** with the rail foot.
- Fool-proof glide washer and **grooved upper component** to make proper installation easier.
- Tightening by **impact wrench** for faster installation process.
- Lateral adjustment for better rail installation and alignment.

Once correctly installed, the clips are self-locking and self-tightening.

CLIP SELECTION FOR EACH RAIL

	F mm	K mm	H mm	Weight kg/m	Mounting	
					with	without
					7 mm RailLok™ pad	
A75	200.0	75.0	85.0	56.20	Bg20/BJ	-
A100	200.0	100.0	95.0	74.30	Bg20/BI	-
A120	220.0	120.0	105.0	100.00	Bg20/CJ	Bg20/BM
CR73	140.0	100.0	135.0	73.30	Bg20/CJ	Bg20/BM
CR100	155.0	120.0	150.0	100.20	Bg20/CH	Bg20/BI
MRS51 (104 CR)	127.0	63.5	127.0	51.59	Bg20/CJ	Bg20/BM
MRS52 (105 CR)	131.8	65.1	131.8	52.09	Bg20/BI	-
MRS67 (135 CR)	131.8	79.4	146.1	66.97	Bg20/CJ	Bg20/BM
MRS85 (171 CR)	152.4	101.6	152.4	84.83	Bg20/CI	Bg20/BJ
MRS87B (175 CR)	152.4	102.4	152.4	86.80	Bg20/CJ	Bg20/BM
QU80	130.0	80.0	130.0	63.69	Bg20/BI	-
QU100	150.0	100.0	150.0	88.96	Bg20/CM	Bg20/BM
QU120	170.0	120.0	170.0	118.10	Bg20/CJ	Bg20/BJ
54E1 (UIC 54)	140.0	70.0	159.0	54.77	Bg20/BJ	-
60E1 (UIC 60)	150.0	72.0	172.0	60.21	Bg20/BJ	-

Note : All dimensions are rounded off to serve as general guidelines only. Contact Gantrex for rail sizes not shown above and for help selecting rail pads.

COMPONENTS MATERIALS

The RailLok™ Bg20 is standard with hot dip galvanized ductile cast iron components and vulcanize-bonded rubber nose.

Contact Gantrex for other options.

INSTALLATION INSTRUCTIONS

Make sure to choose the adequate bolt grade to achieve the clip side load resistance : grade 8.8 for 125 kN and 10.9 for 140 kN.

The main component is first positioned on the bolt against the rail and the special washer is then positioned on the main component with its heel into the slot of the clip. The nut is hand tightened. Once the main component is in position, use an electrical or pneumatic wrench to torque the nut.

For most applications, use bolts complying with ISO 4014 (DIN 931) or ISO 4017 (DIN 933) and the corresponding nuts and washers.

For full instructions on the use of RailLok™ bolttable clips, refer to the data sheet "Installation Instructions".

Do not apply protective coating on the contact surface between components and support unless accepted by Gantrex. Do not use solvents as they may seriously damage the rubber nose.

We reserve the right to discontinue or change specifications or design at any time without prior notice and without incurring any obligation whatsoever.

